Anritsu

Signature™

High Performance Signal Analyzer

100 Hz to 8 GHz



... Now with WCDMA and HSDPA Modulation Analysis

Version 3.0

Anritsu Signature High Performance Signal Analyzer

Drop-down Menu
Structure modeled after Windows® XP Professional

Context Sensitive Help
Simplifies learning

Customizable Toolbar
Measurement buttons, including "Smart" measurements, can be placed on the toolbar as needed

Large Display
26.7 cm touch-screen (10.5 inch)

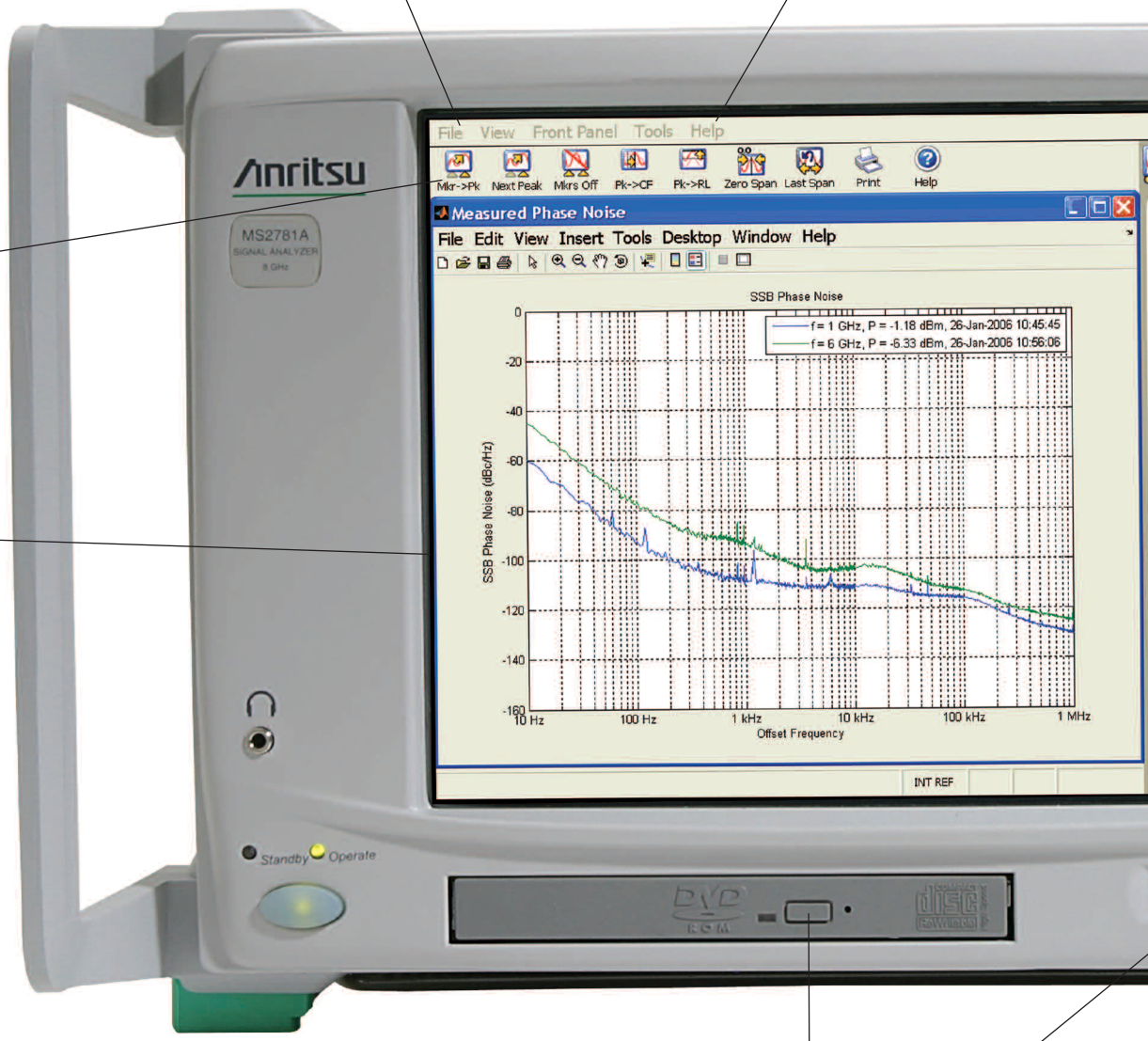

CD-R/W+DVD-ROM Drive and USB interfaces
For enhanced connectivity



WCDMA & HSDPA Measurements
Complete suite of Node B measurements for verifying base station transmitters

Front-panel Keys
Back-lit when activated to facilitate easy operation

Front Panel
Logical and clear layout provides intuitive and easy-to-use interface

Collapsible Menus
Optimized for touch-screen operation. Menus can be minimized to facilitate easy operation.

Improved Engineering Insight for Advanced RF and Communications

Engineers developing the next generation of communications technology need test solutions that do more than just measure signals. New communications and modulation formats require powerful analysis capabilities. Engineers can optimize designs more efficiently when they have simulation and analysis tools integrated with their test equipment. Insight and discovery occur sooner when the instrument is easy to use. The Signature High Performance Signal Analyzer can help make tomorrow's communication systems a reality today.



Anritsu Experience

Anritsu's legacy as a leading provider of communications solutions extends back more than 100 years. Always striving for continued excellence, Anritsu merged with the microwave instrument expert Wiltron Company in 1990. The combined product lines have earned many new product awards. The Signature High Performance Signal Analyzer continues Anritsu's legacy of high performance microwave and communications test solutions.



Designing for Customer Needs

Engineers wanted a more powerful, complete and synergistic signal analysis solution. Anritsu developed Signature to meet this need, seeking the advice of leading customers throughout the design process. At each planning and prototype phase, the Anritsu development team gathered extensive feedback from customers around the world. The resulting Signature High Performance Signal Analyzer facilitates the communications technology development process from simulation through signal analysis in a single, easy-to-use, high-performance instrument.

The New Plateau for Performance Signal Analyzers

Signature brings performance signal analyzers to a new plateau. No other signal analyzer matches the spectrum analysis performance of Signature's unique architecture. Simulation and analysis tools such as MATLAB® and Simulink® operate seamlessly with analyzer measurements in the first open Windows environment for a signal analyzer. Built-in "Smart" measurements and personalities for Phase Noise, WCDMA/HSDPA, and QAM/PSK Modulation Analysis ease measurements on complex signals. Engineers can now easily move between simulation, measurement and analysis to support development of new or proprietary communication systems.

- Fundamentally mixed, single band architecture covers 100 Hz to 8 GHz.
- Capture and analyze complex modulated signals with up to 50 MHz bandwidth.
- Use the touch-screen display to perform "smart" measurements by pressing a single button on the front panel.
- Access any function in the intuitive Windows XP Professional environment.



Reduce design cycles and improve confidence.



Elevate product quality and accelerate time to market.

MATLAB and Simulink are registered trademarks of The MathWorks Inc.

Next-Generation Measurement Performance

New RF components and communications systems are stretching the limits of today's spectrum analyzers. Seeing the power in adjacent channels requires better dynamic range. New communications and modulation formats require greater bandwidth.



Signature is designed to provide exceptional performance as an RF spectrum analyzer and as an ultra-wide bandwidth vector signal analyzer.

Anritsu's leadership position in high performance microwave signal generators provides the technology to choose a higher frequency and wider span in the first local oscillator (LO). This 9.5 to 17.5 GHz LO allows the 100 Hz to 8 GHz measurement frequency range to be covered in one sweep, without switching bands or requiring preselection.

Signature's advanced RF block diagram contributes to the exceptional performance: +23 dBm TOI, –157 dBm DANL, and 0.65 dB amplitude accuracy.

Signature's RF Block Diagram
(L.O. frequencies are nominal values)

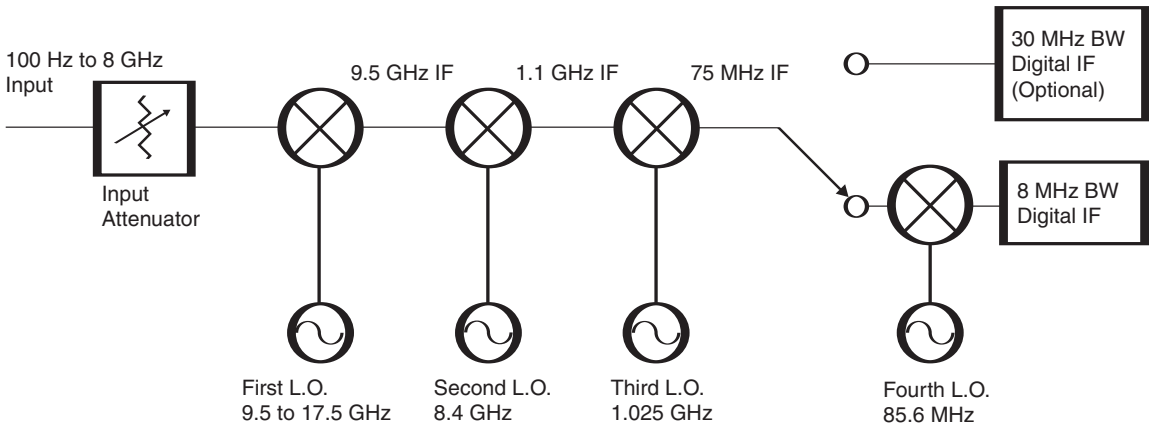

Measurement Performance Specifications[1]

Measurement Performance Specifications Summary

Frequency	Frequency Range	100 Hz to 8 GHz
	Resolution Bandwidths	0.1 Hz to 8 MHz
	1 GHz Phase Noise	<–115 dBc/Hz at 100 kHz <–140 dBc/Hz at 5 MHz
Amplitude	Amplitude Accuracy	<0.65 dB over 100 Hz to 8 GHz
	TOI	>+23 dBm
	DANL	<–157 dBm at 1 GHz (1 Hz RBW)
WCDMA and HSDPA Modulation Analysis (Option 30 reguired)	Composite EVM	Floor: 2% Uncertainty: 1%
	Code-Domain Power	Floor:–50 dB Uncertainty: 0.1 to 0.3 dB
	Modulation Measurements	EVM (RMS, Peak, and Peak Position) Magnitude & Phase Error IQ Offset Frequency Scramble Code (automatically determined) Channel Power (with or without RRC filtering) Primary, Secondary, and Total Sync Channel (SCH) Power Peak Code-Domain Error (PCDE) Bitstream
	Modulation Graphs	Constellation Vector Diagrams Power vs. Time EVM versus Time Magnitude Error versus Time Phase Error versus Time Eye Diagrams Code-Domain Power (with and without Zoom) Code-Domain Error (with and without Zoom)
	RF Measurements	Channel Power ACLR Multi-Carrier Power Occupied Bandwidth
QAM/PSK Digital Modulation (Option 38 required)	EVM	1.25% 0.1 to 6 MHz 2% 6 to 15 MHz 2.5% 15 to 20 MHz
Phase Noise Measurement (Option 52 required)	Offsets	10 Hz to 100 MHz
Operating System		Windows XP Professional
Connectivity	Remote programmable interfaces	GPIB / SCPI commands Ethernet (1000BASE-T) with Web Services
Design and Analysis Software		Interoperability with Microsoft Office, and MATLAB (optional)
User Interfaces		Touch-Screen, PS/2 or USB mouse and keyboard

[1] See the MS2781A Technical Data Sheet for more detail.

Deeper Insight into Digitally Modulated Signals

Analysis of Digitally Modulated Signals

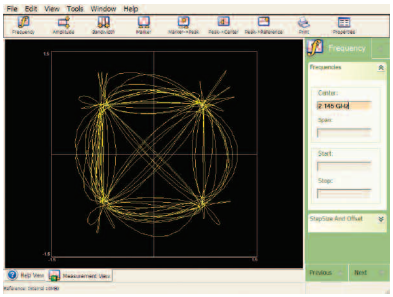

In addition to high performance spectrum analysis, Signature can analyze digitally modulated signals without the need for a separate computer and batch processing. Option 38, General Purpose QAM/PSK Modulation Analysis, allows you to select the symbol rate, modulation type, and filtering methods to demodulate captured signals. Symbol table, constellation, and vector diagrams allow viewing of the data stream. Standard measurements are available to measure EVM, carrier leakage and I/Q imbalance.

High performance spectrum analysis and digital modulation analysis are seamlessly integrated.

30 MHz Demodulation Bandwidth

Option 22 extends the IF bandwidth to allow complex modulated signals with up to 30 MHz bandwidth (50 MHz with anti-alias filter turned off) to be captured and analyzed. Baseband I & Q rear panel inputs allow easy comparison of baseband and RF performance.

Operating System

Signature is the first high performance spectrum analyzer to fully exploit the power of an open Windows XP Professional operating system. The benefits are clear: faster results for both design and manufacturing teams.

1 Familiar drop-down menus supplement hard keys for mouse-driven or remote operation

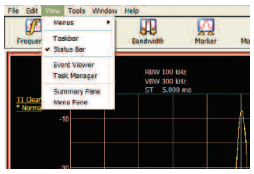

2 Customizable windows toolbar optimizes your workflow

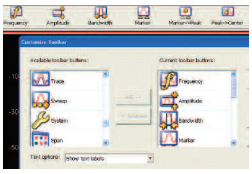

3 A familiar language such as Visual Basic™ can be installed on Signature to customize the instrument

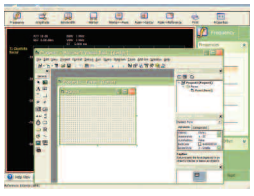

4 Use Microsoft Office software to easily prepare reports

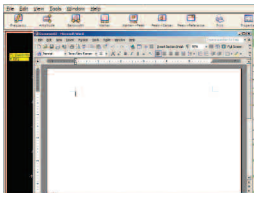

Screenshots reprinted by permission from Microsoft Corporation.

Accessible Insight

Never has a Signal Analyzer with this much power been this simple to use!

Performance alone does not lead to engineering insight. Signature offers a more modern user platform to make its performance readily available when and where it is needed.



Microsoft Windows plus Touch Screen Look and Feel

The menu structure in Signature is modeled after Windows XP Professional to facilitate learning. Menus are also optimized for touch-screen operation with single-click activation.

Front panel keys are back-lit to indicate that an entry is needed. A menu can be activated simply by touching the annotation.

For rack mount and remote applications, a user can access and operate all functions with the mouse.

"Smart" Signal Analyzer Measurements

"Smart" one-button functions are available for many commonly needed measurements, e.g. Channel Power, ACP, and OBW

Customizable Toolbar

The Windows toolbar may be customized to include frequently used basic measurements or functions.

Advanced Analysis

Engineering insight often requires further analysis. MATLAB & Simulink from The MathWorks provide an easy way to do this analysis, even directly on the instrument. Applications such as measuring chirp frequency linearity, or EVM versus power can be addressed with just a few lines of MATLAB code.

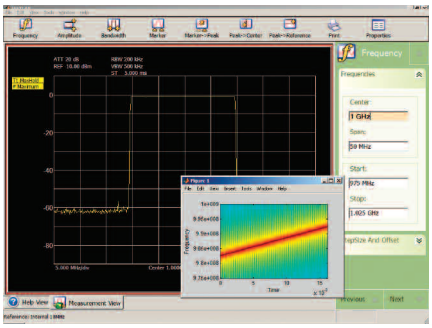

Signature setup information and measurements (including traces and IQ vectors) are automatically available in MATLAB when installed on the instrument. Up to 10 million I/Q vectors can be captured and transferred to MATLAB in a few seconds.

WCDMA/HSDPA Measurements

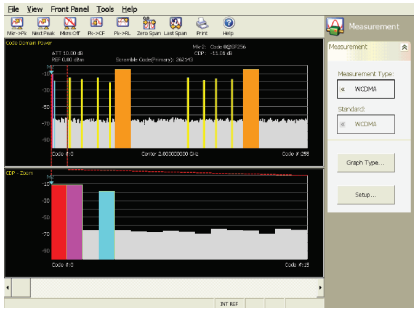

Code Domain Power with Zoom

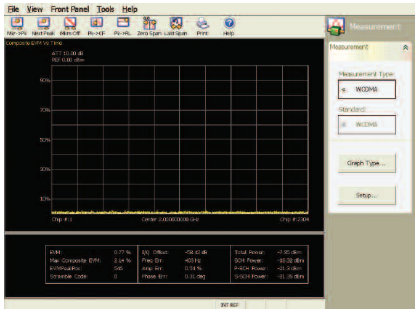

Composite EVM vs. Time with Composite Summary

Gain insight into your WCDMA device by making modulation quality measurements. With Option 30, you can make Code Domain Power, EVM versus time, Constellation Diagram, Composite EVM and many other measurements at the touch of a button. A simplified interface gives accessible insight, while retaining all the power you expect in a high performance signal analyzer. RF measurements of Channel Power, ACLR (Adjacent Channel Leakage power Ratio), and Multi-carrier Channel Power are also available to help you understand the RF performance of your device

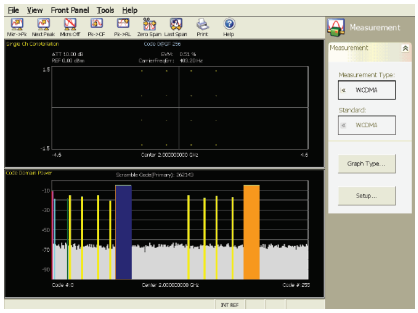

Constellation Diagram of an HSDPA Code with Code Domain Power Overview

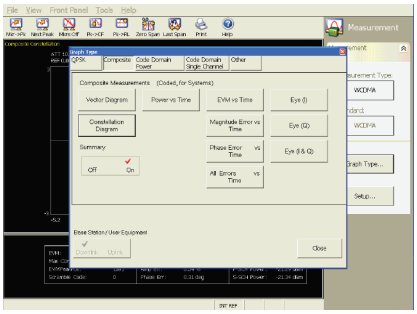

Simplified user interface for WCDMA Measurements

Phase Noise Measurements

A key performance metric of oscillators is phase noise.

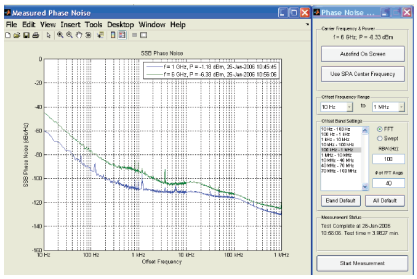

1. Measure the phase noise at one offset frequency using markers in Spectrum display.
2. Measure phase noise versus offset frequency with a graphical display using Option 52, Phase Noise Measurements. The offset range, sweep type (FFT or swept), and amount of averaging are all adjustable by decade. Multiple measurements can be overlaid, in color, to help compare device performance under various conditions such as carrier frequency, bias voltage, or temperature.

Advanced Connectivity to Today's Environment

Signature offers an unprecedented range of connectivity options to support modern design and manufacturing environments. Signature is the first high performance spectrum analyzer to fully exploit the power of Windows XP Professional. The benefits are clear: faster results for both design and manufacturing teams.

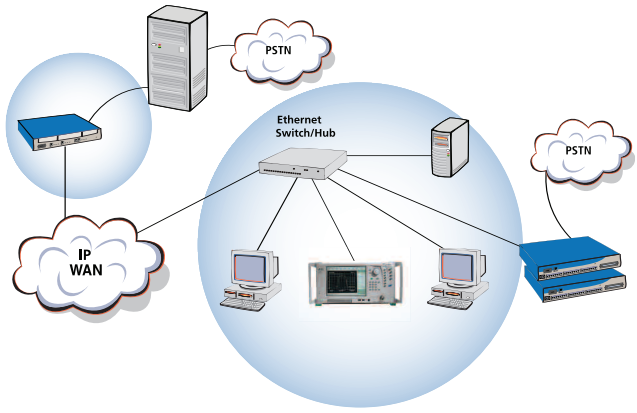

GPIB

Signature offers a GPIB interface and SCPI command set for classic ATE environments. Signature can also act as a GPIB controller to drive other instruments in a system.

USB

USB host ports on both the front and rear panels allow easy addition of Windows-compliant accessories such as a mouse, keyboard, disk drive, barcode reader, memory stick, WLAN interface, printer, or camera.

Ethernet

The 1000BASE-T Ethernet interface allows remote access to all of the resources in Signature via LAN/Internet. The Windows XP Professional operating system allows your network to configure Signature the same way as other Windows clients on your LAN.

Web-Based Automation

LAN/Internet remote command automation is facilitated by Signature's use of Web Services. This platform and software-independent interface provides access to all Signature hardware and software functionality via the Ethernet connection. A web browser can view and control Signature settings functionality. SCPI commands can be used to provide a GPIB-like remote program control. Web Services compatible development software such as c#.NET can operate with Signature Web Services to greatly simplify the development of remote programs. Computer-specific driver software is no longer needed.

Web Remote Operation

Web-based remote operation is easily accomplished using Windows NetMeeting, remote application software like pcAnywhere™ or a web conferencing resource like WebEx™.

Easy access to trace information

All Signature displays, including live traces, are created in the Windows environment, simplifying incorporation of test results into Microsoft Office tools such as Excel, Word and Powerpoint. The built-in printer port supports hard copy needs.

Signal Generation and Analysis for Complete Testing

Signature and the Anritsu MG3700A Vector Signal Generator make a powerful combination. Together they give ultimate flexibility for making measurements with proprietary or new modulation types, such as 802.11n or Software-Defined Radio (SDR).

A signal captured with Signature can be downloaded to the MG3700A. This provides a way to replay a signal for troubleshooting or interoperability testing. Then for margin testing, impairments can be added – either in software or directly on the generator.

Proprietary or new modulation types can be created using a software tool such as MATLAB. Waveforms can then be downloaded to the MG3700A for receiver testing. Impairments are again easily added. These modulated waveforms can then be captured and analyzed using Signature and MATLAB. This combination of Signature, MG3700A and MATLAB allows easy testing of transmitters and receivers, as well as verification of software transmitter and receiver models in a real-world environment.

Ordering Information Summary, Service and Support

	Order Number
100 Hz to 8 GHz High Performance Signal Analyzer	MS2781A
Options[1]	
GPIB Interface	MS2780/3
External Hard Disk Drive	MS2780/4
30 MHz Demodulation Bandwidth (includes baseband differential I & Q inputs)	MS2780/22
WCDMA and HSDPA Modulation Analysis (Options 22 and 38 are not required)	MS2780/30
QAM/PSK Modulation Analysis (Option 22 is no longer required)	MS2780/38
Connectivity to MATLAB	MS2780/40
Phase Noise Measurements	MS2780/52
Extends warranty to 5 years	Es50MMD
Z540/ISO Guide 25 Calibration	MS2780/98
Premium Calibration	MS2780/99

[1] See the MS2781A Technical Data Sheet for more detail.

SALES CENTERS:

United States (800) ANRITSU
Canada (800) ANRITSU
South America 55 (21) 2527-6922

Europe 44 (0)1582-433433
Japan 81 (46) 223-1111
Asia-Pacific (852) 2301-4980

Microwave Measurement Division
490 Jarvis Drive, Morgan Hill, CA 95037-2809
http://www.us.anritsu.com

Anritsu

Discover What's Possible®

11410-00334 Rev. E

©Anritsu February 2006. All trademarks are registered trademarks of their respective companies.
Data subject to change without notice. For more recent specifications visit www.us.anritsu.com